

# PARENT & TEACHER GUIDE TO THE INTERNET

This book belongs to: \_\_\_\_\_

# HI FRIENDS! I'M **ERNEST** THE OWL.



Are you ready?  
Let's go!

## What is the internet?

Imagine all the computers in the world linked together like a huge spider web. When these computers connect, they form a network. In a network of computers, information about anything and everything is stored. Anyone can access and share the information stored in the network. Or even form another set of networks!

When networks connect to other networks, this becomes inter-networking. We call it the internet for short. The internet is a way of sending messages from one computer or digital device to another - even if they are halfway around the world.

An ISP or internet service provider gives digital devices access to the internet. Without it, you wouldn't be able to surf the web or send messages to friends!










It's time to whip out your paintbrush and give Ernest the Owl a little bit of color!



## What is the internet for?


Kids all over the world were asked what they use the internet for. And these are their answers! Do you use the internet the same way they do?

-  Research for homework and school projects.
-  Learn new skills like playing the guitar.
-  Talk to friends and family who are far away.
-  Discovering and playing new games.
-  Get real-time updates like weather and traffic reports.
-  Read blogs and other kid-friendly sites.
-  Watch movies and listen to music.



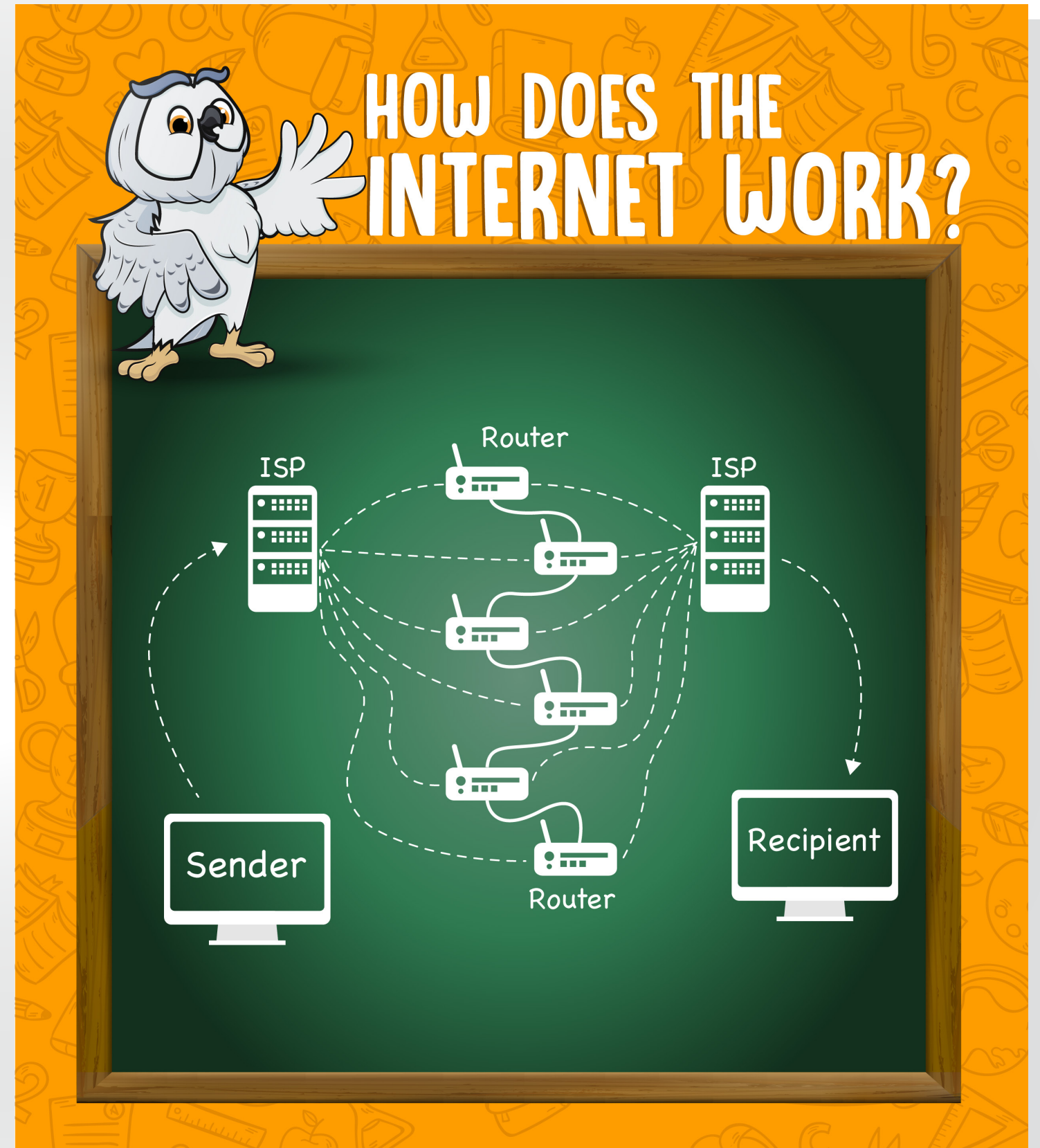
## Computer Maze

Computers, mobile phones, and other digital devices are connected with the internet. Help Ernest the Owl illustrate how his computer connects to another computer when he sends a message.



## How the Internet Works

Ever wondered how your message reaches its destination? Get your pencils ready and let's follow its path through the internet. Follow the instructions on the next page.



# Connect the Sender to the Receiver

Let's start with the sender – you!  
This is when you create a message through your computer.

When you press send, your message is passed through your ISP.  
**Connect the sender's computer to its ISP.**

Your message is then broken down into tiny pieces called “packets” so that it can travel swiftly to its next destination. Routers make sure that these packets are going exactly where they need to go. **Connect the ISP to as many routers as it can.**

When the routers determine that the packets are in good condition, it is then passed on to the receiver's ISP.  
**Connect the routers to the receiver's ISP.**

The receiver's ISP then collects and reassembles the packets. It makes sure that the message looks exactly like it did when you sent it.

When the message is ready, it then sends it to the receiver's computer. **Connect the receiver's ISP to its computer.**

It takes several steps for your message to get to your friend. But can you believe that this entire process all happens in a single second?

# Recap Quiz

Get your pens ready, it's time for a pop quiz!  
Circle the answer to every question below:

- What is the network of computers called?**  
a. community  
b. association  
c. inter-network or internet  
d. troop
- What is stored in a network of computers?**  
a. supplies  
b. information  
c. equipment  
d. appliances
- What does ISP stand for?**  
a. Internet Sound Provider  
b. International Spy Protection  
c. Interactive Social Place  
d. Internet Service Provider
- Which equipment manages data traffic?**  
a. microphone  
b. router  
c. monitor  
d. printer
- Which one of these is not a digital device?**  
a. mobile phone  
b. computer  
c. tablet  
d. pen and paper
- How fast does information travel between ISPs?**  
a. a day  
b. a year  
c. a second  
d. an hour

# Fun Facts



## Did you know?

- The world record for the fastest time to log into a Gmail account is 1.16 seconds by a guy named Kamran F. Top that!
- The first video uploaded on to YouTube is called = “Meet at Zoo” by Jawed Karim. It went live on Saturday, April 23, 2005 at 8:27 PM.
- It wasn’t a water sports enthusiast who coined the term “surfing” the internet, but a librarian from New York named Jean Armour Polly.
- The first website ever created is still up and running. It may not come with the fun features we know of websites today, but its presence in the web is still impressive!


# Crossword Puzzle

### Across

- 3. the term used to describe a water sport and when one is on the internet
- 4. what’s stored in a network
- 7. using the internet for homework and school projects

### Down

- 1. the day the very first video on YouTube was uploaded
- 2. the term used when many computers are connected
- 5. the shorter term for inter-networking
- 6. the first name of the unofficial patron saint of the internet
- 8. the equipment that manages data traffic





# Staying Safe on Social Media

Social media is the platform in which people interact with other people using the internet. It's a fun way of communicating. But it always helps to know a thing or two about staying safe while using it, too!



Do not make an account on sites that have an age limit. If a site says you need to be older to enter, it means that it may contain material that is not suitable for you.



Turn off location services on your computer or phone. Some hackers use this setting to track you down - and that is downright dangerous!



Refrain from sharing any of your personal information. Just like your full name, home address, phone number or other details that could put your safety at risk.



Do not share your passwords with anyone, except for your parent or teacher. Passwords need to be kept top secret so that no one else can access your account.



Do not meet strangers from the internet in person. Some people online are not always who they say they are.

# Word Search

The words in the Word Bank are all hiding in this jumble somewhere. Help Ernest find them all!

W	I	H	H	Y	K	T	O	U	B	P	B	N	H	F
S	F	K	U	U	N	R	N	C	T	K	X	U	F	L
K	A	J	L	U	X	I	L	B	L	C	O	O	E	O
X	J	L	O	C	A	T	I	O	N	F	Y	X	O	C
G	A	C	T	R	H	L	N	M	Z	F	P	M	D	M
R	C	G	P	C	N	P	E	E	G	Z	X	J	M	L
A	B	I	I	G	M	M	H	I	S	P	N	I	L	E
J	K	I	N	F	O	R	M	A	T	I	O	N	B	D
I	J	O	O	F	M	Q	E	Q	X	X	U	T	E	M
E	R	O	B	A	E	M	M	V	J	M	A	E	R	N
Z	W	U	F	F	Z	U	C	W	X	M	U	R	N	V
I	W	K	U	W	R	N	F	I	J	V	Q	N	E	H
M	O	G	P	C	O	M	P	U	T	E	R	E	S	T
N	E	T	W	O	R	K	N	E	L	E	T	T	T	N
O	P	A	S	S	W	O	R	D	R	X	D	F	W	Z

INTERNET

ACCOUNT

INFORMATION

COMPUTER

NETWORK

ISP

LOCATION

PASSWORD






ONLINE

ERNEST

# What is Cyber Bullying?

Cyber bullying is when someone uses the internet to hurt or embarrass other people. A text, email or even a status update that is mean or cruel towards other people can be considered cyber bullying.

## Examples of cyber bullying:

-  Spreading rumors about another person online.
-  Creating a fake online profile and pretending to be another person.
-  Sharing an embarrassing photo of someone without their permission.
-  Threatening to hurt someone through text messages, emails, etc.
-  Consistently messaging someone after they have told you to stop.

If you feel that you are being cyber bullied, tell your parent or teacher about it immediately.

# WWYD

What would you do if you were in these following scenarios?

1. You received an email with a link to download a game for free. It asks for your location settings to be turned on before you can play the game.
2. A schoolmate posted a rumor about you about on social media. You know this rumor isn't true.
3. You've made a new online friend in the chat room that you and your friends belong to. This new friend lives far away. She asks for your real name and address because she wants to send you a gift.



## Recap

Are you practicing safe web surfing? Circle the safe ways to use the internet. Cross out the ones that could be considered risky or cyber bullying.

Posting your mobile phone number in your social media account.

Asking for your friend's permission before posting her pictures on your account.

Sending photos of yourself to online strangers.

Turning on your location settings every time you hang out with friends.

Creating a blog to write nasty things about other people.

Refraining from clicking links from sites our sources that you are not familiar with.

## Word Scramble

Who should you turn to something online makes you confused or uncomfortable?

ENTRAPS \_\_\_\_\_ OR RECHATE \_\_\_\_\_

What is it called when someone deliberately hurts or embarrasses another person with the use of the internet?

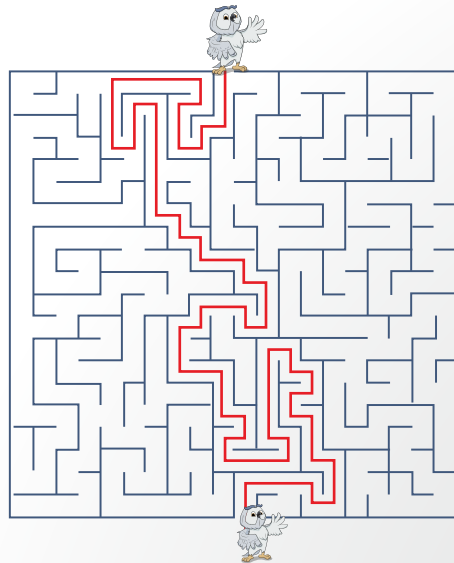
BYCRE YULBLGIN \_\_\_\_\_

What is the term used for the platform that people use when interacting with other people through the internet?

COLSIA DIEMA \_\_\_\_\_

# Answers


# Computer Maze



## Recap Quiz

1. What is the network of computers called?  
**c. inter-network or internet**
2. What is stored in a network of computers?  
**b. information**
3. What does ISP stand for?  
**d. Internet Service Provider**
4. Which equipment manages data traffic?  
**b. router**
5. Which one of these is not a digital device?  
**d. pen and paper**
6. How fast does information travel between ISPs?  
**c. a second**

## Crossword Puzzle



# Word Search



WWYD

1. Tell your parents and show them the email. They should be able to tell whether or not the message is a scam.
2. Show the post to your parents or teacher. Inform them that what your schoolmate is saying about you isn't true.
3. Explain to your online friend that you are not comfortable sharing your real name and address to people you don't personally know. If your online friend insists, inform your parents or teacher.

## Recap

~~Posting your mobile phone number in your social media account.~~

Asking for your friend's permission before posting her pictures on your account.

~~Sending photos of yourself to online strangers.~~

~~Turning on your location settings every time you hang out with friends.~~

Creating a blog to write nasty things about other people.

Refraining from clicking links from sites our sources that you are not familiar with.

## Word Scramble

PARENTS  
TEACHER  
CYBER BULLYING  
SOCIAL MEDIA